



Lorain Bilingual Academy is an award-winning, public charter school serving as the premier bilingual school in Lorain. Students participate in Spanish instruction each day and cultural enrichment activities throughout the school year.

Lorain Bilingual Academy additionally offers extra support for English Language Learners. Students benefit from a safe, secure learning environment, social-emotional learning programs, and support services include free meals, on-site counseling, and transportation.

### **MISSION STATEMENT**

To provide a safe, nurturing environment where our students develop positive self esteem, leadership skills, multicultural awareness, community involvement, and a love for life-long learning while striving to achieve academic excellence.



**GRADES SERVED**

**Early K - 8**

**PRINCIPAL**

**Jay Saez**

**REGIONAL VICE PRESIDENT**

**Megan Wilson**

**SCHOOL YEAR OPENED**

**2018-19**

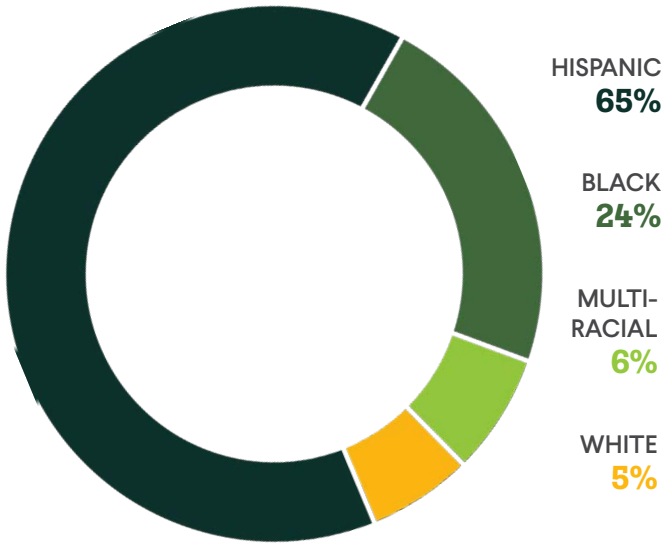
**AUTHORIZER**

**Richland Academy  
of the Arts**



**2022-23**  
**ANNUAL REPORT**

## STUDENT DEMOGRAPHICS



**263**

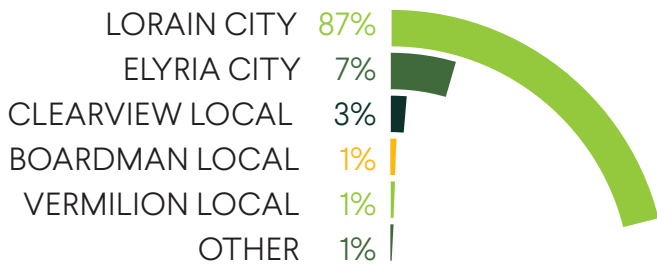
AVERAGE DAILY ENROLLMENT



**90%**

AVERAGE DAILY ATTENDANCE

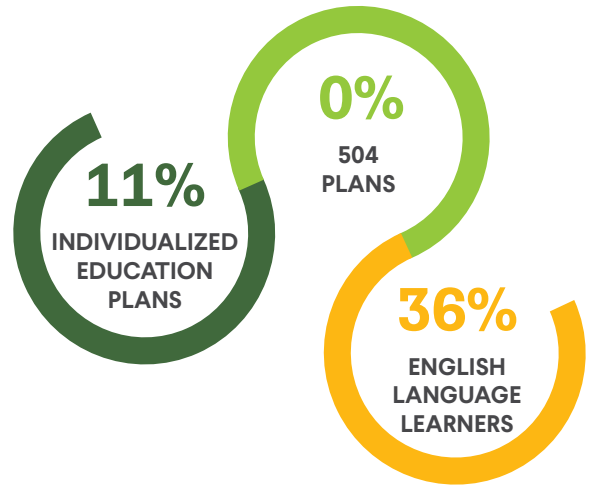
## DISTRICTS OF RESIDENCE



## INSTRUCTIONAL & SUPPORT STAFF



## SPECIAL POPULATIONS



**100% ECONOMICALLY DISADVANTAGED**

**14% STUDENT MOBILITY RATE**

**0% UNHOUSED**

## HIGHLIGHTS

- 15% increase in Performance Index Score
- Rated 3 stars Overall for meeting state expectations
- Rated 4 stars on Progress for exceeding student growth expectations
- Rated 3 stars on Gap Closing for meeting state standards in closing educational gaps
- Received ACCEL Schools award for Outstanding Student Progress
- Received ACCEL Schools award for Outstanding Growth in Reading
- Provided 1118 instructional hours, 22% more than the Ohio requirement for charter schools
- Coordinated a successful Kindergarten Readiness Camp with 30 participants

## STATE REPORT CARD

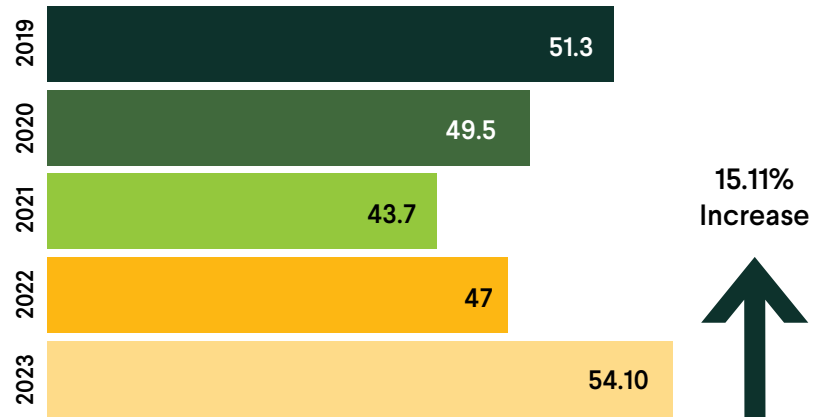
PERFORMANCE INDEX SCORE <b>54.1</b>	OVERALL RATING <b>★★★</b>
ACHIEVEMENT COMPONENT <b>★</b>	PROGRESS COMPONENT <b>★★★★★</b>
GAP CLOSING COMPONENT <b>★★★★</b>	EARLY LITERACY COMPONENT <b>★</b>



## ACADEMIC PROGRESS

Lorain Bilingual Academy increased performance by over 15% and achieved full academic recovery from the pandemic. The school exceeded state expectations for student academic growth (4 Stars, Progress), a one-star increase year-over-year. Additionally, Lorain Bilingual Academy met expectations for gap closing, earning an overall rating of 3 Stars.

### YOY PERFORMANCE INDEX SCORE



### PROGRESS COMPONENT RATINGS BY SUBJECT & GRADE LEVEL

	ELA	Math	Science
4th Grade	Green	Green	Grey
5th Grade	Green	Green	Grey
6th Grade	Green	Green	Grey
7th Grade	Green	Green	Grey
8th Grade	Green	Green	Green

Green: Students met state expectations in academic growth

Grey: Value Added data is not available



# LORAIN BILINGUAL ACADEMY

**DAVID ARREDONDO**  
 SCHOOL BOARD CHAIRMAN  
**PASTOR TERRANCE BIVINS**  
 VICE CHAIRMAN  
**TODD KUBASAK**  
 TRESURER  
**KIMBERLY BARTLETT**  
 SECRETARY  
**ANTHONY ALTO**  
**MARCELO TORRES**  
**DR. ROBERT LLOYD THOMAS**  
 BOARD MEMBERS



## AUTHORIZED BY

As required by state law, Richland Academy of the Arts (RAA) provides oversight, monitoring and technical assistance to the schools it sponsors including evaluating the academic, fiscal and organizational performance in various ways. In addition to assessing academic performance as measured by state report card metrics, RAA reviews various academic progress and financial reports, attends board meetings, assesses compliance with state and federal rules and laws, and conducts school site visits.

State law also requires RAA to submit written reports on the evaluation of school academic, financial and organizational performance, and legal compliance, to the Ohio Department of Education annually by November 30. The report is also available for review by parents and other stakeholders on and after that date on RAA's website: [www.richlandacademy.com](http://www.richlandacademy.com).



## FINANCIAL DATA

State Sources	2,428,471
Federal Sources	1,288,526
Local Sources	0
<b>TOTAL REVENUES</b>	<b>\$3,716,997</b>

Salaries & Wages	1,373,823
Employee Benefits	381,029
Purchased Services	1,476,160
Supplies & Materials	156,137
Capital Outlay	15,279
Other Expenses	3,841
<b>TOTAL EXPENSES</b>	<b>\$3,406,269</b>

At time of publication, 2023 fiscal year data was not available from the Ohio Auditor of State. For updated information visit: [www.auditor.state.oh.us](http://www.auditor.state.oh.us)